



# Self Care Kit

*Keeping healthy*

*Feel your feelings*

*Ways to relax*



*Letting go of worries*

*Staying connected*

*Activity ideas*

# Keeping healthy!



Connect with nature ~ go in the garden, open a window, look all around you, what do you notice?

Exercise is good for your body and your mind! Find exercise videos on YouTube, dance at home, walk or run at quiet times.



Keep a good sleep routine. Try to wake and go to bed at the same time each day. Don't sleep too much or too little.



**Laugh!**  
**OUT**  
**LOUD**

*Do things that make you feel good ~ read a book, watch a film, listen to music, have a bath. what makes you laugh?*

*Practice random acts of kindness. Call someone, smile, help at home. find a way to support your community.*

Smile  
you will feel  
**BETTER**

**Cry**  
when you  
need to  
**to**

*You may feel sad, angry, scared or worried and that's ok. Try talking to someone or writing your feelings down.*

# *I'm feeling...*




Angry




Scared




Worried



Sad



Frustrated



Lonely

*Use this page to show people how you feel*



## *Colour breathing*

*Sit or lie comfortably and close your eyes. Imagine a colour that feels good to you e.g. the blue of the sky or the warm yellow of the sun. As you breathe in, imagine this colour slowly spreading through your whole body. Notice how this makes you feel. Now, imagine the colour of your worry and as you breathe out, slowly let this colour leave your body.*

## *Tummy breathing*

*Sit or lie comfortably and close your eyes. Put one hand on your tummy. As you slowly breathe in through your nose, feel your tummy expand like a balloon. Breathe slowly out through your mouth.*



# Self soothe box

Find a box and fill it with things that ground you and make you feel calm. When worry comes along, look in your box for ideas to help

Activity ~ colouring sheets, favourite book to read, music playlist

Memories ~ a photo that makes you smile, a positive message from a friend

Relax ~ deep breathing exercises, calming music



Smell / taste ~ favourite perfume, dried lavender, a favourite snack






Touch ~ stress ball or fidget spinner to get rid of stress. Hand lotion, bubble bath or a soft toy to soothe

Positive talk cards ~ create cards with your favourite phrase e.g. "everything will be ok," "just breathe," "this will pass"



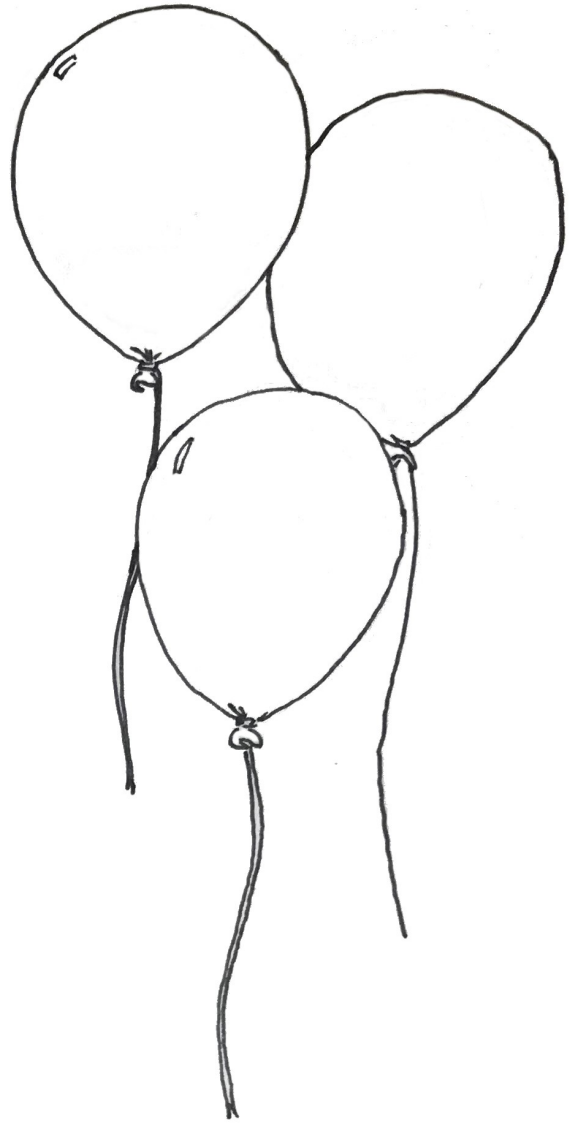
# Thoughts

At difficult times our brains can feel full of worry thoughts. "I'll never get through this," "what if I get ill?" "what if my family get ill?" These are all normal. Try writing your thoughts to clear your mind.




*Write your  
worries in the  
balloons and imagine  
letting them*

*go*



# Superheroes!

*Draw yourself as  
a superhero*



*What are your special  
powers? Next time you feel  
worried or scared, imagine  
using these superpowers to  
help!*

WHEN THIS IS OVER

WE WILL ...



A series of six horizontal dotted lines for writing, each starting with a small black circle on the left. The lines are decorated with hand-drawn yellow stars and lightning bolts on the left and right sides.

*During hard times it can help to plan something to look forward to. What's on your list?*

# *Message in a bottle*




*Write a message to all the people you miss seeing. Show it to them when you next see them*

*Plant some seeds and watch  
them grow*

*Plant some seeds or look  
at flowers in the garden  
and watch them grow.*

*Notice how they change  
every day. Sometimes  
the change is so small  
you can't see it. But it's  
always there.*

*Just like seeds growing;  
this difficult situation  
will change. Nothing stays  
the same forever.*



**Get creative!**

Use your time  
at home to get

creative! Try drawing this picture  
in your own style on the next page





CREATE  
your own

using any techniques  
and materials

DO STUFF  
😊

STAY at  
HOME  
Club

Get creative!



# SUPER



# HEROES

# SUPER




# HEROES

Colour me!



Woodland Creatures



# Woodland Creatures



## Woodland Creatures

*Why not print this page, colour it in and send a photo of your finished drawing to a friend or family member*

# Developed by

*Dr Kathryn Holden, Principal Clinical Psychologist,  
Sheffield Children's Hospital*

# With thanks

*With special thanks to all the artists who generously  
created artwork to support this project.*



*@illustrations\_b*

*@helloamynewt*



 *Sahima saidi*

*@heyimsakina*

*@whitespace\_studio*

*@beciward*

*© Kathryn Holden. March 2020. Unauthorised reproduction of this guide is not permitted. The copyright in the artwork shall be retained by the illustrators. The copyright in the content shall be retained by the author. No changes to the text or illustrations are permitted.*